



Made in Italy

Patent Pending



**DEVICE FOR CONTROL AND PROTECTION OF THE ELECTRIC PUMP**

- Starts and stops the pump depending on opening and closing of the taps.
- Stops the pump in case of a water shortage and protects it against dry running.
- Can be energised with either 115 Vac or 230 Vac.
- Is equipped with automatic restart in case of failure and anti-jamming function.
- Can be installed on surface and submerged pumps.
- Maintenance free.





**TECHNICAL DATA**

Single-phase mains voltage	115 Vac - 230 Vac	Protection degree	IP65
Acceptable voltage fluctuation	+/- 10%	Maximum operating pressure	max 12 bar (1,2 MPa)
Frequency	50-60 Hz	Maximum operating temperature	max 65°C
Current	max 16 (8) A	Minimum flow	~ 1 l/min
Power	max 0,75 kW (1HP) - 1,5 kW (2 HP)	Male connectors	Gc 1"

**Certified by TÜV SÜD: Certificate no. B 12 11 73297 007**

**CONTROL PANEL**

**SIGNALING OF THE WORKING PHASES AND ANOMALIES**

Green LED on		Power on	Device energised
Yellow LED on		Pump on	Pump running
Red LED blinking		Failure	Water shortage
Button		Restart	Reset after failure

---

## INSTALLATION AND START UP

---

**The device can be installed directly on the pump or between the pump and the first tap.**

Make all the electrical connections, check that the pump is correctly primed, open a tap and energize.

The green "Power on" LED will light up on the control panel and the pump will start (yellow "Pump on" LED lit up) and will keep running for several seconds to start up the system.

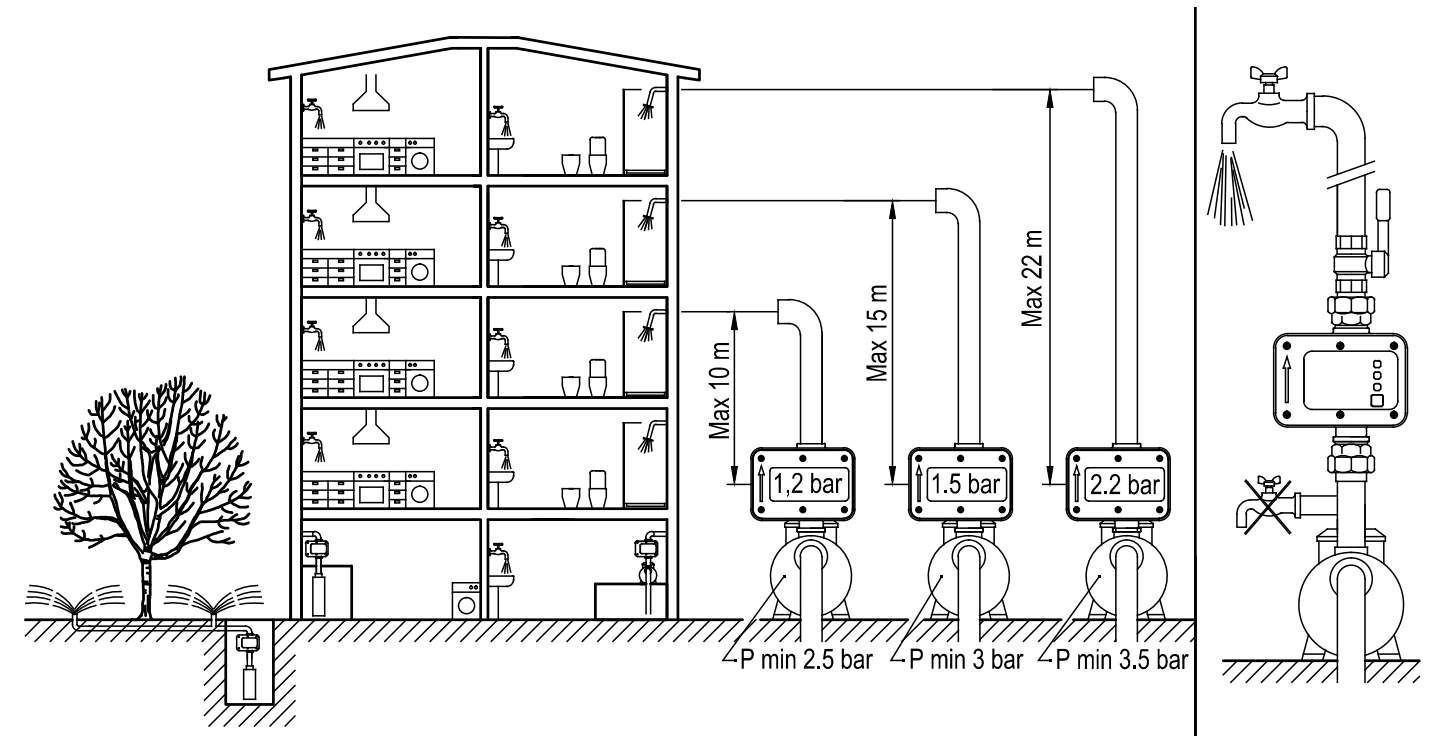
If this time is insufficient, the device will stop the pump (red Failure LED blinking).

Keep the Restart button  pushed in until the red Failure LED turns off and the water comes out of the opened tap.

When the tap is closed the pump will stop after a few seconds (yellow "Pump on" LED turns off).

From now on the device will turn the pump on and off depending on the opening and closing of the tap.

In case of water shortage the device will stop the pump and protect against dry running (red Failure LED blinking).




---

## AUTOMATIC RESTART AND ANTI-JAMMING FUNCTION

---

In case of stopping due to a water shortage, the device will automatically make 10 double attempts to rearm over the 24 hours following the failure, each lasting approximately 5 seconds to allow the pump and the system to reload if possible.

After the last failed rearming attempt, the device will remain permanently in alarm (red Failure LED blinking) pending manual rearming by pressing the Restart button .

The user can try to rearm the device at any time by pressing the Restart button .

If for any reason the pump remains idle for 24 consecutive hours, the device will carry out a start up of the pump motor for about 5 seconds.

In case of a temporary blackout, the device will automatically rearm once the electricity returns.

---

## ACCESSORIES AND VARIANCES

---

**On request the device can be supplied with:**

- Manometer (scale 0 - 12 bar) factory mounted or separately supplied as spare part.
- Wired electric cables.
- Cut-in pressure values 1,2 or 2,2 bar differs from the standard (1,5 bar).